



BUNDESLIGA

COMMENTARY LIVE SYSTEM (CLS)

MANUAL



LOGIN.....	3
HOME PAGE : LATEST ACTIONS, INFO, MATCHES.....	4
HOME PAGE : MATCH BUTTONS, MY MATCHES, TEAMS.....	5
PREPARE MATCH.....	6
NOTES: MATCH, TEAM, PLAYER, COACH, REFEREE.....	7
SHORTHANDS.....	8
LIVE MATCH VIEW.....	9
LIVE MATCH : TACTICAL FORMATIONS - PITCH.....	10
LIVE MATCH : TACTICAL FORMATIONS - PLAYER CARD.....	11
LIVE MATCH : TACTICAL FORMATIONS - PLAYER CARD SETTINGS.....	12
LIVE MATCH : TACTICAL FORMATIONS - BENCH VIEW.....	13
LIVE MATCH : COACH DETAILS CARD.....	14
LIVE MATCH : PLAYER DETAILS CARD.....	15
LIVE MATCH : REFEREE DETAILS CARD.....	16
LIVE MATCH : FULL STATISTICS.....	17
LIVE MATCH : INTERVALS.....	18
LIVE MATCH : FACTS & EVENTS.....	19
LIVE MATCH : FACTS & EVENTS SETTINGS.....	20
LIVE MATCH : RESULTS & RANKINGS.....	21
LIVE MATCH : RESULTS & RANKINGS SETTINGS.....	22
LIVE MATCH : TEAM STATS.....	23
LIVE MATCH : COMMENTATORS VIEW.....	24
GLOSSARY & MANUAL.....	25
HEADER.....	26



COMMENTARY LIVE SYSTEM

User name

Password

LOG IN

Are you interested in an account?

[Contact us](#)

LOGIN

Enter your user name and password and click on the login button to access the CLS.

> If you forgot your user name and/or password, use the links next to the text fields.

YOUR LATEST ACTIONS




INFO


2

























LATEST ACTIONS

The feature „Latest Actions“ shows your last activity in the CLS. This includes e.g. displaying a certain match or editing notes. By clicking on the  arrow icon, your last actions will be displayed. All actions are clickable and lead directly to the respective page. This gives you an accurate overview of your work and helps to easily continue your work.

INFO

This module provides you with the latest news regarding the tool, e.g. new features, changes but also possible important information such as bugs or similar. You can close or extend it by clicking the  arrow icon. If the module is closed, a red circle shows the amount of latest news. The module is extended by default in case there is a new entry, otherwise it is not.

MATCHES

BUNDESLIGA	BUNDESLIGA 2	RELEGATION	SUPERCUP	MY MATCHES	TEAMS	SEASON: 2019/2020	
<u>1</u> 2 3 4 5 6 7 8 9 10 11 12 13 14 15 16 17 18 19 20 21 22 23 24 25 26 27 28 29 30 31 32 33 34							
BUNDESLIGA MATCHDAY 1							
							
FRIDAY, 08/16/2019 20:30 CET	FC Bayern München		2 - 2 (1 - 2)		Hertha Berlin	FULL-TIME	 MY MATCHES
SATURDAY, 08/17/2019 15:30 CET	Borussia Dortmund		5 - 1 (1 - 1)		FC Augsburg	FULL-TIME	 MY MATCHES
	Bayer 04 Leverkusen		3 - 2 (2 - 2)		SC Paderborn 07	FULL-TIME	 MY MATCHES
	VfL Wolfsburg		2 - 1 (1 - 0)		1. FC Köln	FULL-TIME	 MY MATCHES
	SV Werder Bremen		1 - 3 (0 - 1)		Fortuna Düsseldorf	FULL-TIME	 MY MATCHES
	Sport-Club Freiburg		3 - 0 (0 - 0)		1. FSV Mainz 05	FULL-TIME	 MY MATCHES
						 O-Tones	 Preview

This module provides you with all fixtures for the current season.

Matches are available for the following competitions:

- BUNDESLIGA
- BUNDESLIGA 2
- RELEGATION (play-offs)
- SUPERCUP

- The current BUNDESLIGA matchday is preselected.
- If you want to change to RELEGATION (selectable once matches are scheduled) or SUPERCUP, click the respective tab.
- If you want to change the season, use the dropdown at the top right
- If you want to change the matchday, click the respective round number (sub navigation).
- The Daily News Feed is also available for download. The O-Tones and Preview can be downloaded for each match.
- Active tabs and active matchdays are always shown in red. Active matchdays are also underlined.

In addition, you have access to the functions „MY MATCHES“ and „TEAMS“, which are described in more detail on page 5.



MATCH BUTTONS

PREPARE

Before a match switches to live mode, the preparation mode of the match can be viewed.

LIVEMATCH

Between start of live mode and final whistle, navigating to the live match view.

FULL-TIME

After the final whistle, navigating to the final match view.

+ MY MATCHES

Add a game to the „MY MATCHES“ tab for faster access.

MY MATCHES

BUNDESLIGA BUNDESLIGA 2 RELEGATION SUPERCUP **MY MATCHES** TEAMS SEASON: 2019/2020

MY MATCHES

BL2	6	SATURDAY, 09/14/2019 13:00 CET	SSV Jahn Regensburg		2 - 3 (0 - 1)		VfB Stuttgart	FULL-TIME	- MY MATCHES
BL	1	SATURDAY, 08/17/2019 15:30 CET	Borussia Dortmund		5 - 1 (1 - 1)		FC Augsburg	FULL-TIME	- MY MATCHES

You can add games you are involved with by clicking on the button next to the fixture in the „MATCHES“ view. Via the tab „MY MATCHES“ you will find all the games you have added. All functionalities are the same as in the „MATCHES“ view. If you want to remove a match, simply click on the red button next to it.

TEAMS

BUNDESLIGA BUNDESLIGA 2 RELEGATION SUPERCUP MY MATCHES **TEAMS** SEASON: 2019/2020

BL | BL2

Borussia Dortmund
Coach: Lucien Favre

COACH Coach: Lucien Favre 02/11/1957 (62)

PLAYERS

No.	Name	Position	Date Of Birth
1	Roman Bürki	Goalkeeper	14/11/1990 (29)
2	Dan-Axel Zagadou	Defender	03/06/1999 (20)
5	Achraf Hakimi	Midfielder	04/11/1998 (21)

TEAM NOTES ACTIVE ARCHIVE

Add a new note...

- Team Note Number One
- Team Note Number Two
- Team Note Number Three
- Team Note Number Four



Under the tab „TEAMS“ you will find an overview of all teams. To select a certain team, simply click on the respective logo.

The coach and all players of the team are shown on the left side. Click on the icon to open the details area. There you will find statistics for the selected coach or player and you can save shorthands and notes as well.


Individual notes on the team can be created on the right side. In addition, you will find additional „TEAM INFO“ such as „Next matches“. By clicking on a specific game, you get to the view „PREPARE MATCH“. (Page 6)


HEADER


PREPARE MATCH



Sport-Club Freiburg


SATURDAY, 10/05/2019 | 15:30 CET



Borussia Dortmund





The header shows the home team in the left area and the visiting team in the right area. In the middle you find the official kick-off time. Click on the  plus icon to open the respective team view in order to save notes there.

If notes are already stored, the  info icon appears. If a note is pinned, the  red info icon appears.

Team Notes are stored independently of the match and can be called up permanently. More information about the notes can be found on [page 7](#).

MATCH NOTES

MATCH NOTES
ACTIVE
ARCHIVE

click to archive
change order by drag & drop
click to highlight 

Specific notes for the selected match can be stored here. More information about the notes can be found on [page 7](#).




































REFEREE

REFEREE

 Sven Jablonski

Show information about the referee and add notes.

COACH & PLAYERS

Coach Christian Streich 11/06/1965 (54) 	Coach Lucien Favre 02/11/1957 (62) 																																																							
PLAYERS																																																								
<table border="1" style="width: 100%; border-collapse: collapse;"> <thead> <tr> <th>No.</th> <th>Name</th> <th>Position</th> <th>Date Of Birth</th> <th></th> </tr> </thead> <tbody> <tr><td>1</td><td>Alexander Schwolow</td><td>Goalkeeper</td><td>02/06/1992 (27)</td><td></td></tr> <tr><td>3</td><td>Philipp Lienhart</td><td>Defender</td><td>11/07/1996 (23)</td><td></td></tr> <tr><td>4</td><td>Nico Schlöterbeck</td><td>Defender</td><td>01/12/1999 (20)</td><td></td></tr> <tr><td>5</td><td>Manuel Gulde</td><td>Defender</td><td>12/02/1991 (29)</td><td></td></tr> <tr><td>6</td><td>Amir Abrashi</td><td>Midfielder</td><td>27/03/1990 (30)</td><td></td></tr> <tr><td>7</td><td>Jonathan Schmid</td><td>Midfielder</td><td>22/06/1990 (29)</td><td></td></tr> <tr><td>8</td><td>Mike Frantz</td><td>Midfielder</td><td>14/10/1986 (33)</td><td></td></tr> </tbody> </table>	No.	Name	Position	Date Of Birth		1	Alexander Schwolow	Goalkeeper	02/06/1992 (27)		3	Philipp Lienhart	Defender	11/07/1996 (23)		4	Nico Schlöterbeck	Defender	01/12/1999 (20)		5	Manuel Gulde	Defender	12/02/1991 (29)		6	Amir Abrashi	Midfielder	27/03/1990 (30)		7	Jonathan Schmid	Midfielder	22/06/1990 (29)		8	Mike Frantz	Midfielder	14/10/1986 (33)		<table border="1" style="width: 100%; border-collapse: collapse;"> <thead> <tr> <th>No.</th> <th>Name</th> <th>Position</th> <th>Date Of Birth</th> <th></th> </tr> </thead> <tbody> <tr><td>1</td><td>Roman Bürki</td><td>Goalkeeper</td><td>14/11/1990 (29)</td><td></td></tr> <tr><td>2</td><td>Dan-Axel Zagadou</td><td>Defender</td><td>03/06/1999 (20)</td><td></td></tr> </tbody> </table> <div style="margin-top: 10px;">  <div style="display: flex; justify-content: space-between; font-size: x-small;"> <div> <p>Zagadou Dan-Axel </p> <p>03/06/1999 (20 years)</p> <p>Position: Defender</p> <p> France</p> </div> <div> <p>All-Time App.: 41 Season App.: 13</p> <p>All-Time Goals: 4 Season Goals: 1</p> <p>Cards Season:  1  0  0</p> </div> </div> <div style="display: flex; justify-content: space-between; margin-top: 5px;"> SHORTHAND PLAYER NOTES ACTIVE ARCHIVE </div> <p style="font-size: x-small; margin-top: 2px;">max. 13 characters</p> </div>	No.	Name	Position	Date Of Birth		1	Roman Bürki	Goalkeeper	14/11/1990 (29)		2	Dan-Axel Zagadou	Defender	03/06/1999 (20)	
No.	Name	Position	Date Of Birth																																																					
1	Alexander Schwolow	Goalkeeper	02/06/1992 (27)																																																					
3	Philipp Lienhart	Defender	11/07/1996 (23)																																																					
4	Nico Schlöterbeck	Defender	01/12/1999 (20)																																																					
5	Manuel Gulde	Defender	12/02/1991 (29)																																																					
6	Amir Abrashi	Midfielder	27/03/1990 (30)																																																					
7	Jonathan Schmid	Midfielder	22/06/1990 (29)																																																					
8	Mike Frantz	Midfielder	14/10/1986 (33)																																																					
No.	Name	Position	Date Of Birth																																																					
1	Roman Bürki	Goalkeeper	14/11/1990 (29)																																																					
2	Dan-Axel Zagadou	Defender	03/06/1999 (20)																																																					

The coach and player area shows the squad of both teams.

For each player the following information is available:

- Jersey number
- First name & surname
- Position
- Date of birth

Click on the  icon to open the respective coach or player view in order to show information or save notes there.









For each coach the following information is available:


- First name & surname
- Date of birth

SUMMARY

MATCH NOTES **ACTIVE** ARCHIVE

Add a new note...

- The last game was the first 0-0 in 43 years  
- The last away win of Hannover in Dortmund was 2014/2015  
- Hannover has won only 3 of the last 20 duels  
- Lothar Emmerich is top scorer with 10 goals in this duel. Lewandowski second (8 goals)  

click to archive change order by drag & drop click to highlight 



Notes offer the possibility to deposit researched information and important hints. They can be created for matches, teams, coaches, referees or players.

New notes can be created by clicking in the field „Add a new note“. After the text has been inserted simply press the Enter key and the new note is already saved.

The notes will always be personalized per match, team or player, even when moving in and out of the CLS. If you prepare for a new match with the same team and their players, you find the last notes created for this team / players and can edit / update them.

Notes are not historicized (that is, when entering an old match from a previous match day, you will find updated notes to the teams and players, if any, you have created for a new game with this team)








OPTIONS & ICONS


With a click on the  pin icon a note is placed at the top. After that, the color of the pin icon changes from gray to red. With a click on the  red pin icon, the note is released again from the pinned area.



The order of the display: Notes marked first (red PIN, last highlighted above), then further (last created above). Within the pinned notes or within the other notes, the order can be changed using Drag & Drop.

MATCH NOTES **ACTIVE** ARCHIVE

Add a new note...

- The last game was the first 0-0 in 43 years  
- The last away win of Hannover in Dortmund was 2014/2015 
- Hannover has won only 3 of the last 20 duels  
- Lothar Emmerich is top scorer with 10 goals in this duel. Lewandowski second (8 goals)  





click to archive change order by drag & drop click to highlight 


Click on the  Edit icon to edit an existing note. After the changes please click on the  save icon.

ACTIVE & ARCHIVE


MATCH NOTES **ACTIVE** ARCHIVE

Add a new note...

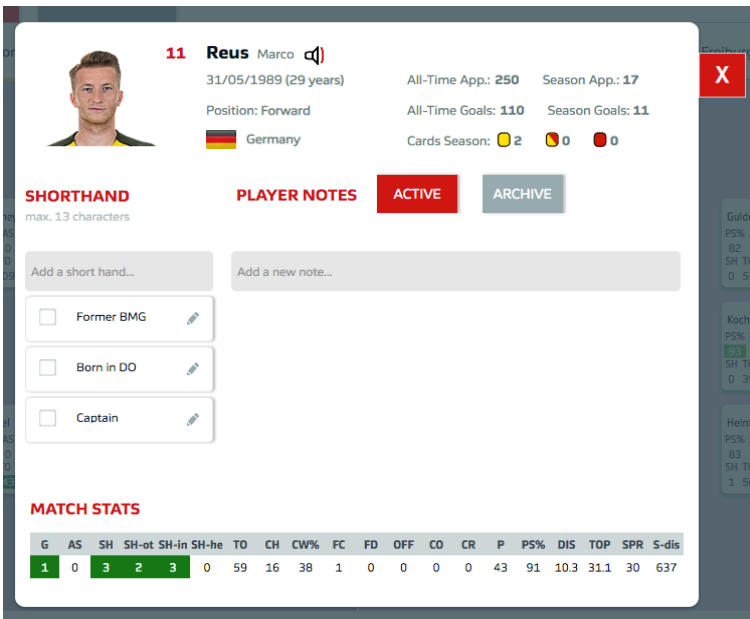
- Hannover has won only 3 of the last 20 duels  
- The last away win of Hannover in Dortmund was 2014/2015  


click to activate change order by drag & drop click to delete 

By clicking in the checkbox in front of each note, it can be moved to the „Archives“ section. However, this does not delete the note.

With a click on the tab „ARCHIVE“ all archived notes can be displayed. All notes there have a check icon in the checkbox. By clicking on the check icon, the note can be reactivated and then found in the „ACTIVE“ section again. Notes can also be created and edited in the archive. By clicking on the  X-Icon the note is finally deleted.



SUMMARY & PLAYER DETAILS CARD



11 Reus Marco 




31/05/1989 (29 years) All-Time App.: **250** Season App.: **17**

Position: Forward All-Time Goals: **110** Season Goals: **11**

Germany Cards Season:  **2**  **0**

SHORTHAND max. 13 characters **PLAYER NOTES** **ACTIVE** ARCHIVE

Add a short hand... Add a new note...

- Former BMG 
- Born in DO 
- Captain 

MATCH STATS

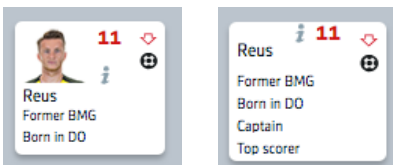
G	AS	SH	SH-ot	SH-in	SH-he	TO	CH	CW%	FC	FD	OFF	CO	CR	P	P5%	DIS	TOP	SPR	S-dis
1	0	3	2	3	0	59	16	38	1	0	0	0	0	43	91	10.3	31.1	30	637

Shorthands are very short notes about individual players.

They can be created and managed for each player in the Players Detail Card. The editing function behaves exactly like the Notes.

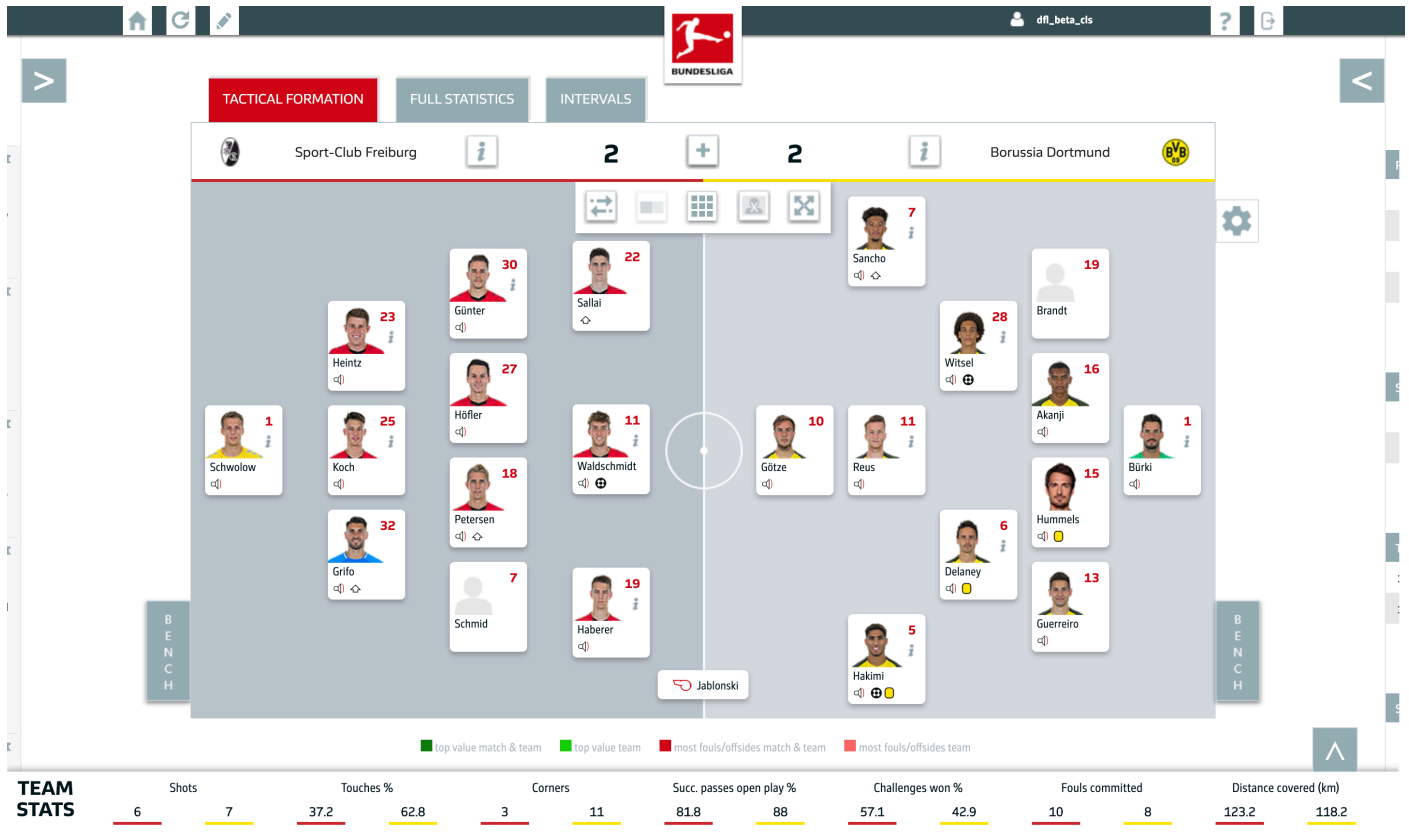
They can optionally be activated via the „Live Match: Tactical Formations: Player Card Settings“. By activating the shorthands are now displayed on the individual player cards on the pitch.

PLAYER CARD SMALL



Two player cards are shown side-by-side. The left card, titled 'Player card large with image', shows a player's photo, name 'Reus', and shorthands 'Former BMG' and 'Born in DO'. The right card, titled 'Player card large without image', shows the name 'Reus' and shorthands 'Former BMG', 'Born in DO', 'Captain', and 'Top scorer'.

Two shorthands can be seen in the „Player card large with image“ view and four in the „Player card large without image“ view.



TEAM STATS

Shots	Touches %	Corners	Succ. passes open play %	Challenges won %	Fouls committed	Distance covered (km)
6	37.2	3	81.8	57.1	10	123.2
7	62.8	11	88	42.9	8	118.2

OVERVIEW



After you have chosen a LIVE MATCH on the home page, you will be directed to this page, which consists of seven modules:

- Tactical Formations
- Player Details Card
- Full Statistics
- Intervals
- Facts & Events
- Results & Rankings
- Team Stats

The default view shows the Tactical Formations, the open Facts & Events view on the left side and one row of the Team Stats at the bottom. If you click on the  arrow icon, you can expand the specific module to show more information and statistics. Expanded modules will overlap the pitch view.


On the next pages each module is described in detail.

TEAM NOTES & MATCH NOTES

The header shows the home team in the left area and the visiting team in the right area. Click on the  plus icon next to the team's name to open the respective team view in order to show and save team notes there. Click on the  plus icon in the middle to open the match notes

If notes are already stored, the  info icon appears. If a note is pinned, the  red info icon appears.


Match stats are the sum of the team values from the respective match over which the access is made (in the case of Prepare Match then with zero values)



Legend:

- Top value match & team
- Top value team
- Most fouls/offsides match & team
- Most fouls/offsides team

PITCH

The tactical formations are the main elements during the live match. They give you a perfect view of the line-ups and positions of all players (Player Cards). In addition,  the referee of the match is shown. You can use five different options (bar in the top middle) to optimize your tactical formation view:



Switch sides: This option will switch the sides, so the team on the left moves to the right and vice versa. The „switch sides“ icon turns red if the home team is shown on the right side.



Viewport: Choose which team should be always visible in the viewport. This option is important, if you decide to open „FACTS & EVENTS“ and „RESULTS & RANKINGS“ at the same time.



Commentator view: This opens a new view showing plenty of information, statistics and your shorthand notes; all players are displayed in one overview. (Find out more about this powerful function on [page 24](#))




Show images: You can hide or show player images. If you hide them, you will see more information on each player.



Expand field: If you want to access even more player information (bigger Player Cards), you can expand the field.

The tactical formations of the teams are displayed based on the official tactical positions of the players (at the start of the match).

- If the pitch and players are not extended, the pitch will be centered as long as neither or both sidebars („Facts & Events“ / „Rankings“) are active.
- If only the left sidebar („Facts & Events“) is active, the narrow pitch view moves to the right, the sidebar and the pitch are positioned next to each other without overlap.
- If only the right sidebar („Rankings“) is open, the narrow pitch view moves to the left. If the pitch and players are extended, the pitch is centered as long as both sidebars are inactive or only one of the two is active.
- If both sidebars are open in the extended view of the pitch / players, only one of the two teams will be visible - the other half of the pitch is indicated (change with  the icon as described above).

TEAM STATS	Shots	Touches %	Corners	Succ. passes open play %	Challenges won %	Fouls committed	Distance covered (km)
	6	37.2	3	81.8	57.1	10	123.2
	7	62.8	11	88	42.9	8	118.2

PLAYER CARD

You can see live info and more on each player via his player card. You can choose to see an image of the player (or turn images off), with his name and jersey number. Live updates are provided such as bookings, goals or substitutions. The pronunciation of each player's name is available via the audio icon. The sound will play once you clicked the play button.

By clicking a player card, a light box will open which will show more detailed information on the player. (Please see „PLAYER DETAILS CARD“).

Player card small without image

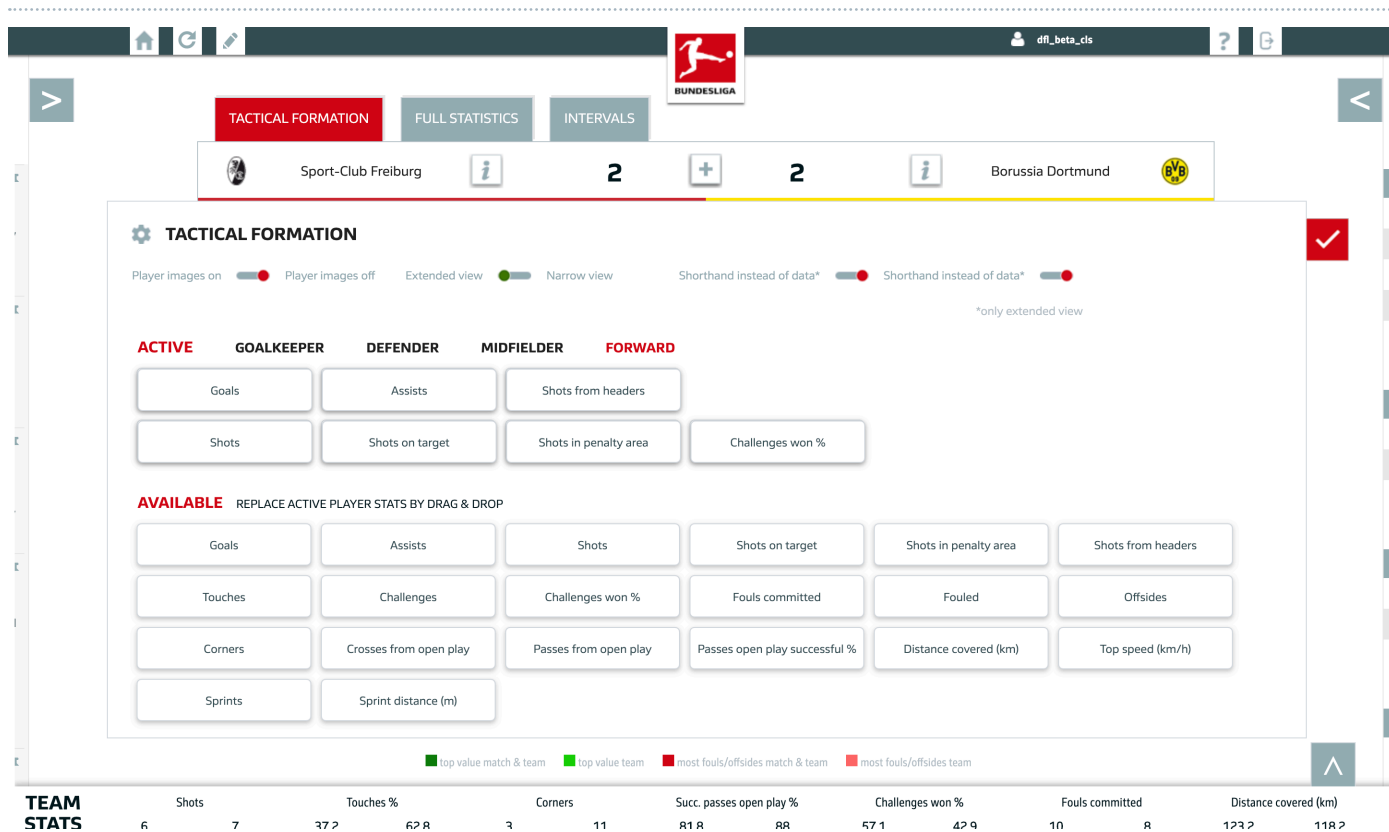
	Outfield Player	Goalkeeper	
SH	Shots	SAV	Saves
TO	Touches	TO	Touches
CW%	Challenges won %	PS%	Passes open play successful %

Player card large without image

	Outfield Player	Goalkeeper	
PS%	Passes open play successful %	CRC	Crosses open play claimed
SPR	Sprints	COC	Corners claimed
DIS	Distance covered (km)	DIS	Distance covered (km)
SH	Shots	SAV	Saves
TO	Touches	TO	Touches
CW%	Challenges won %	PS%	Passes open play successful %
FC	Fouls committed	PS	Passes open play successful

Player card large with image

	Outfield Player	Goalkeeper	
SH	Shots	SAV	Saves
TO	Touches	TO	Touches
CW%	Challenges won %	PS%	Passes open play successful %
FC	Fouls committed	PS	Passes open play successful



TEAM STATS	Shots	Touches %	Corners	Succ. passes open play %	Challenges won %	Fouls committed	Distance covered (km)
	6	37.2	3	81.8	57.1	10	123.2
	7	62.8	11	88	42.9	8	118.2

EDIT PLAYER CARD

Click on the  -icon to open the player card settings.

Here you can edit the general settings, which are stored globally and serve as a basic setting for each game. Of course, these settings can be changed at any time again.

The following settings can be made:

- Hide images and display data or display images and hide data (Click on the slider for the preferred setting)
- Change between extended and narrow pitch view (Click on the slider for the preferred setting)
- Switch between shorthand and data for the first row
- Switch between shorthand and data for the second row
- Select displayed statistics for goalkeepers
- Select displayed statistics for defenders
- Select displayed statistics for midfielders
- Select displayed statistics for forwards


SELECT DISPLAYED STATISTICS

Next to the heading „ACTIVE“ you will find a sub navigation with which you can switch between the positions „Goalkeeper“, „Defender“, „Midfielder“ and „Forward“. So you can equip the player card for each position with preferred statistics.

Simply drag and drop the preferred statistic from the „AVAILABLE“ area to the respective element in the „ACTIVE“ area. The arrangement of elements shows the actual representation of the statistics on the player card (three up / four down).

All seven statistics are just displayed when you hide the images and choose the extended view.


To save the settings made, please click on the  -icon.



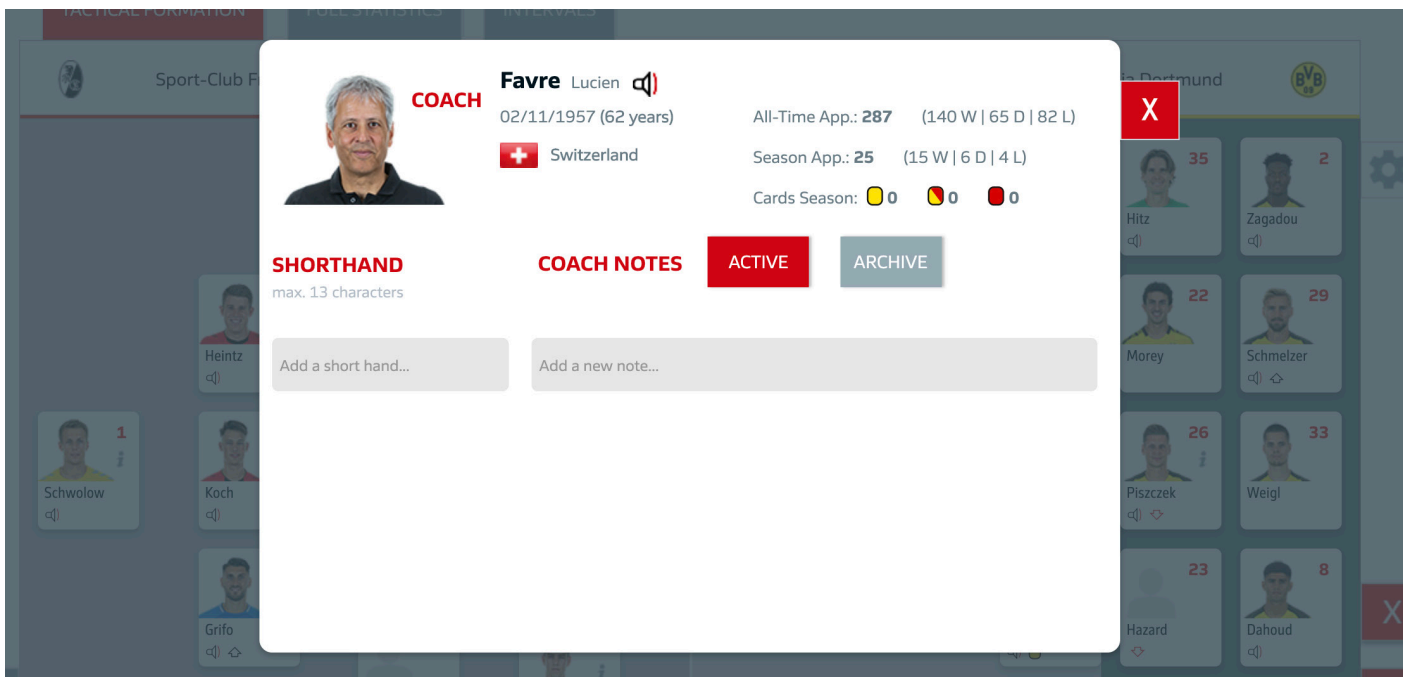
The screenshot displays a tactical formation view for a match between Borussia Dortmund (left) and Sport-Club Freiburg (right). The score is 2-2. The interface includes tabs for 'TACTICAL FORMATION', 'FULL STATISTICS', and 'INTERVALS'. Player cards are shown on the pitch and on the bench, with their names, jersey numbers, and various icons indicating their status (e.g., substituted on/off, top value). A legend at the bottom of the pitch area explains the icons: green for 'top value match & team', red for 'most fouls/offsidess match & team', and blue for 'most fouls/offsidess team'. Below the pitch, a 'TEAM STATS' table provides detailed performance metrics for both teams.

TEAM STATS	Shots	Touces %	Corners	Succ. passes open play %	Challenges won %	Fouls committed	Distance covered (km)
Borussia Dortmund	6	37.2	3	81.8	57.1	10	123.2
Sport-Club Freiburg	7	62.8	11	88	42.9	8	118.2






BENCH

You can see the bench players of each team by clicking on the bench icon. Also the replaced players will be shown here. If you want to close the bench view click the  -icon.

- If a player comes on, he replaces the substituted player at the exact same position in the tactical formation.
- The replaced player appears on the bench in the position of the substitute.
- The players receive the respective icon for „substituted on“ or „substituted off“.
- The view of the bench player’s cards is the same as for the players on the pitch (small / large, with / without image)



The screenshot shows a 'COACH' details card for Lucien Favre. The card is overlaid on a blurred background of a match interface. The card contains the following information:

- COACH** Favre Lucien 
- 02/11/1957 (62 years)
-  Switzerland
- All-Time App.: **287** (140 W | 65 D | 82 L)
- Season App.: **25** (15 W | 6 D | 4 L)
- Cards Season:  0  0  0

Below the statistics, there are two sections:

- SHORTHAND** max. 13 characters. A text input field contains 'Add a short hand...'
- COACH NOTES** with **ACTIVE** and **ARCHIVE** buttons. A text input field contains 'Add a new note...'

The background shows a bench view with player cards for Dortmund, including Heintz, Schwolow, Koch, Grifo, Hitz, Zagadou, Morey, Schmelzer, Piszczek, Weigl, Hazard, and Dahoud.

GENERAL COACH INFORMATION

If you click on the coach while showing the bench view, the coach detail view opens. There you will see the following information:

- Personal information about the coach:
 - First name & surname
 - Audio icon (Pronunciation of his name)
 - Birth date & age
 - Nationality
- Information about historical achievements
- Information about seasonal achievements
- Overview of bookings (cards season) received for the respective season

You can also edit shorthands and notes there.

11 Reus Marco

31/05/1989 (29 years) All-Time App.: 255 Season App.: 22
 Position: Forward All-Time Goals: 114 Season Goals: 15
 Germany Cards Season: 3 0 0

SHORTHAND max. 13 characters

PLAYER NOTES ACTIVE ARCHIVE

Add a short hand... Add a new note...

- Former BMG
- Born in DO
- Captain
- Top scorer
- This season just missed a game due to injuries
- Already scored 11 goals and 8 assists

MATCH STATS

G	AS	SH	SH-ot	SH-in	SH-he	TO	CH	CW%	FC	FD	OFF	CO	CR	P	PS%	DIS	TOP	SPR	S-dis
1	0	3	2	3	0	59	16	38	1	0	0	0	0	43	91	10.3	31.1	30	637

GENERAL PLAYER INFORMATION

The top area shows you general information about the player:

- Image
- Jersey number
- Surname
- First name
- Audio file of name
- Date of birth and age
- Position
- Nationality
- All time appearances
- Season appearances
- Cards for this season: yellow -second yellow - red

MATCH STATS

The bottom area shows you the player statistics for the live match.

- top value match & team
- top value team
- most fouls/offsidess match & team
- most fouls/offsidess team

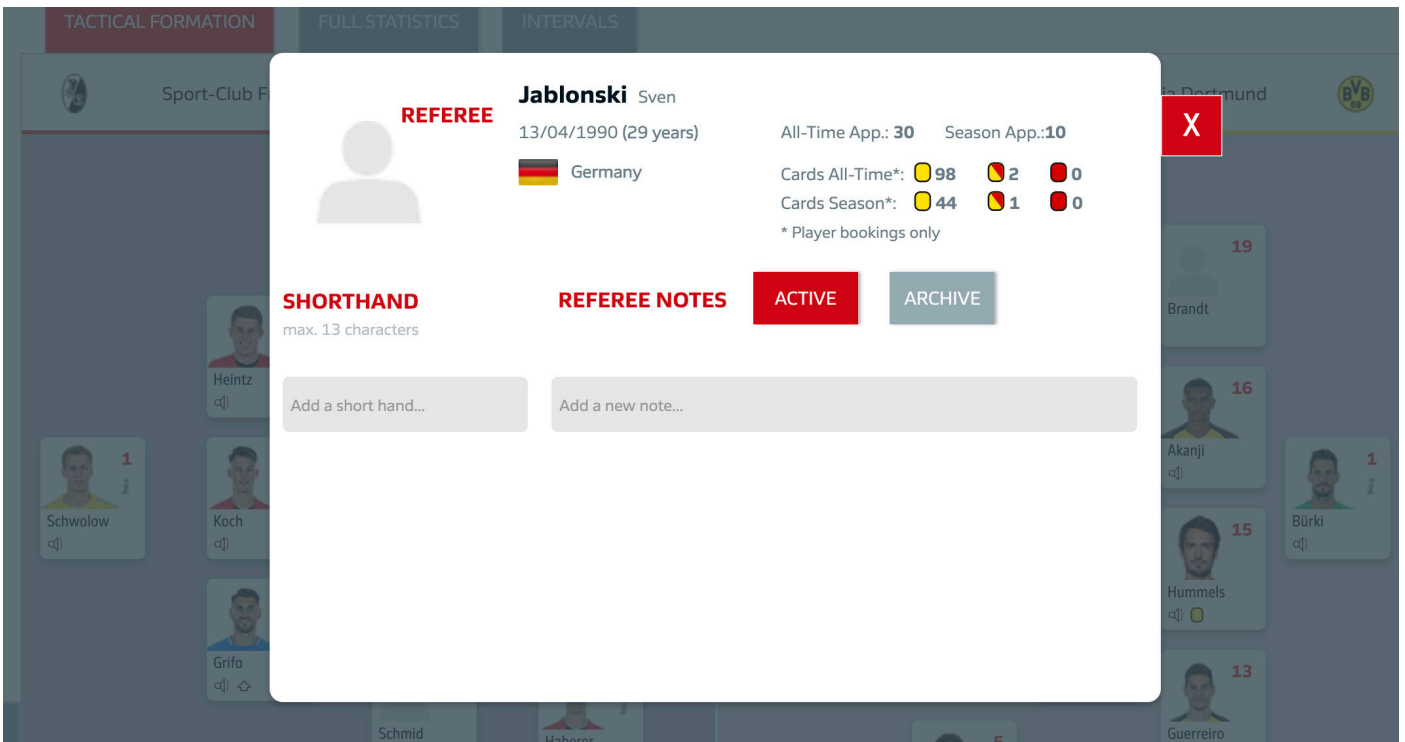
Outfield Player

- G** Goals
- AS** Assists
- SH** Shots
- SH-ot** Shots on target
- SH-in** Shots in penalty area
- SH-he** Shots from headers
- TO** Touches
- CH** Challenges
- CW%** Challenges won %
- FC** Fouls committed
- FD** Fouled
- OFF** Offsides
- CO** Corners
- CR** Crosses from open play
- P** Passes from open play
- PS%** Passes open play successful %
- DIS** Distance covered (km)
- TOP** Top speed (km/h)
- SPR** Sprints
- S-dis** Sprint distance (m)

Goalkeeper

- G** Goals
- AS** Assists
- SH** Shots
- SAV** Saves
- SAV%** Saves %
- COC** Corners claimed
- CRC** Crosses open play claimed
- TO** Touches
- FC** Fouls committed
- FD** Fouled
- P** Passes from open play
- PS%** Passes open play successful %
- DIS** Distance covered (km)
- TOP** Top speed (km/h)
- SPR** Sprints
- S-dis** Sprint distance (m)

If you want to close the Player Details Card, click the -icon.



GENERAL REFEREE INFORMATION

If you click on the referee while showing the pitch view, the referee detail view opens. There you will see the following information:

- Personal information about the coach:
 - First name & surname
 - Birth date & age
 - Nationality
- All time appearances
- Season appearances
- All time player bookings
- Season player bookings

You can also edit shorthands and notes there.

Home Refresh Edit
df_beta_cls ? G

TACTICAL FORMATION
FULL STATISTICS
INTERVALS

2
+
2

No.	Name	G	AS	SH	SH-ot	SH-in	TO	CH	CW%	FC	FD	CR	P	PS%	DIS	TOP	SPR	S-dis	No.	Name	G	AS	SH	SH-ot	SH-in	TO	CH	CW%	FC	FD	CR	P	PS%	DIS	TOP	SPR	S-dis
1	Schulow	0	0	0	0	0	40	1	100	0	0	0	26	62	5.9	21.7	0	0	1	Bürki	0	0	0	0	0	39	0	0	0	0	0	28	75	4.9	21.5	0	0
17	Kübler ↓	0	0	0	0	0	56	12	75	1	0	1	43	86	10.0	29.7	17	293	26	Piszczek ↓	0	0	0	0	0	12	2	50	0	0	0	9	100	1.5	28.5	3	56
25	Koch	0	0	0	0	0	48	11	64	1	0	0	29	79	11.1	32.9	20	361	16	Akanji	0	0	0	0	0	96	12	67	0	2	0	82	95	9.8	32.4	14	230
23	Heintz	0	0	0	0	0	53	19	58	1	0	0	36	86	10.2	27.8	6	120	15	Hummels	0	0	0	0	0	87	23	65	1	1	0	74	85	10.2	30.2	12	178
7	Schmid	0	1	0	0	0	53	10	60	1	0	2	30	87	11.5	30.8	36	562	13	Guerreiro	0	0	0	0	0	92	9	33	0	0	0	70	91	11.4	29.1	15	261
6	Abrashi ↓	0	0	0	0	0	32	20	60	2	1	0	22	86	10.2	28.9	16	290	28	Witsel	1	0	1	1	1	115	18	39	1	1	0	106	93	11.3	30.2	11	226
27	Höfler	0	0	0	0	0	55	28	61	3	1	0	33	82	12.0	30.5	21	426	6	Delaney	0	0	0	0	0	85	19	42	2	1	1	77	91	12.6	30.8	17	313
30	Günter	0	0	1	0	1	58	11	55	1	0	5	30	73	11.1	33.1	31	693	23	Hazard ↓	0	1	1	1	0	41	14	29	2	1	2	24	88	8.4	31.5	21	370
19	Haberer	0	0	1	0	1	52	25	56	0	3	0	36	92	12.6	29.7	28	445	11	Reus	0	0	2	0	2	57	27	48	1	0	43	84	12.2	31.2	32	666	
11	Waldschmidt	1	0	4	1	1	41	24	42	0	1	0	26	88	12.1	30.1	25	424	5	Hakimi	1	0	1	1	1	123	22	32	1	0	2	95	82	10.1	32.1	32	658
9	Höler ↓	0	0	0	0	0	25	21	48	0	1	1	9	67	9.1	33.1	28	608	10	Götze	0	0	0	0	0	56	18	39	0	3	1	43	91	11.6	29.4	31	548
22	Sallai ↑	0	0	0	0	0	11	6	83	0	1	2	6	83	3.4	30.0	12	278	19	Brandt ↑↓	0	0	2	1	1	65	19	37	0	1	2	57	82	9.6	29.4	20	382
18	Petersen ↑	0	0	0	0	0	5	2	0	0	0	0	4	50	2.7	31.1	8	196	7	Sancho ↑	0	1	0	0	0	33	6	17	0	0	0	24	79	3.8	30.1	15	359
32	Grifo ↑	0	0	0	0	0	7	1	100	0	0	0	6	83	1.4	30.8	5	88	29	Schmelzer ↑	0	0	0	0	0	3	2	50	0	0	1	1	100	1.0	27.5	1	27

top value match & team
 top value team
 most fouls/offsidess match & team
 most fouls/offsidess team

TEAM STATS	Shots	Touches %	Corners	Succ. passes open play %	Challenges won %	Fouls committed	Distance covered (km)							
	6	7	37.2	62.8	3	11	81.8	88	57.1	42.9	10	8	123.2	118.2

FULL STATISTICS

You can open the Full Statistics feature by clicking the tab „FULL STATISTICS“. This feature will replace the TACTICAL FORMATIONS, once selected.

Sorting

Here you can see all detailed player statistics of the ongoing match. When you hover over the columns a grey bar will appear to give you a better overview. If you click the selected column, the rows will be sorted for the selected attribute. The sorted column is indicated by a red header. You can sort each team in a different way. The default sorting is based on team unit (goalkeeper - defender - midfielder - striker). If you want to reset to default click „No.“

top value match & team
 top value team
 most fouls/offsidess match & team
 most fouls/offsidess team

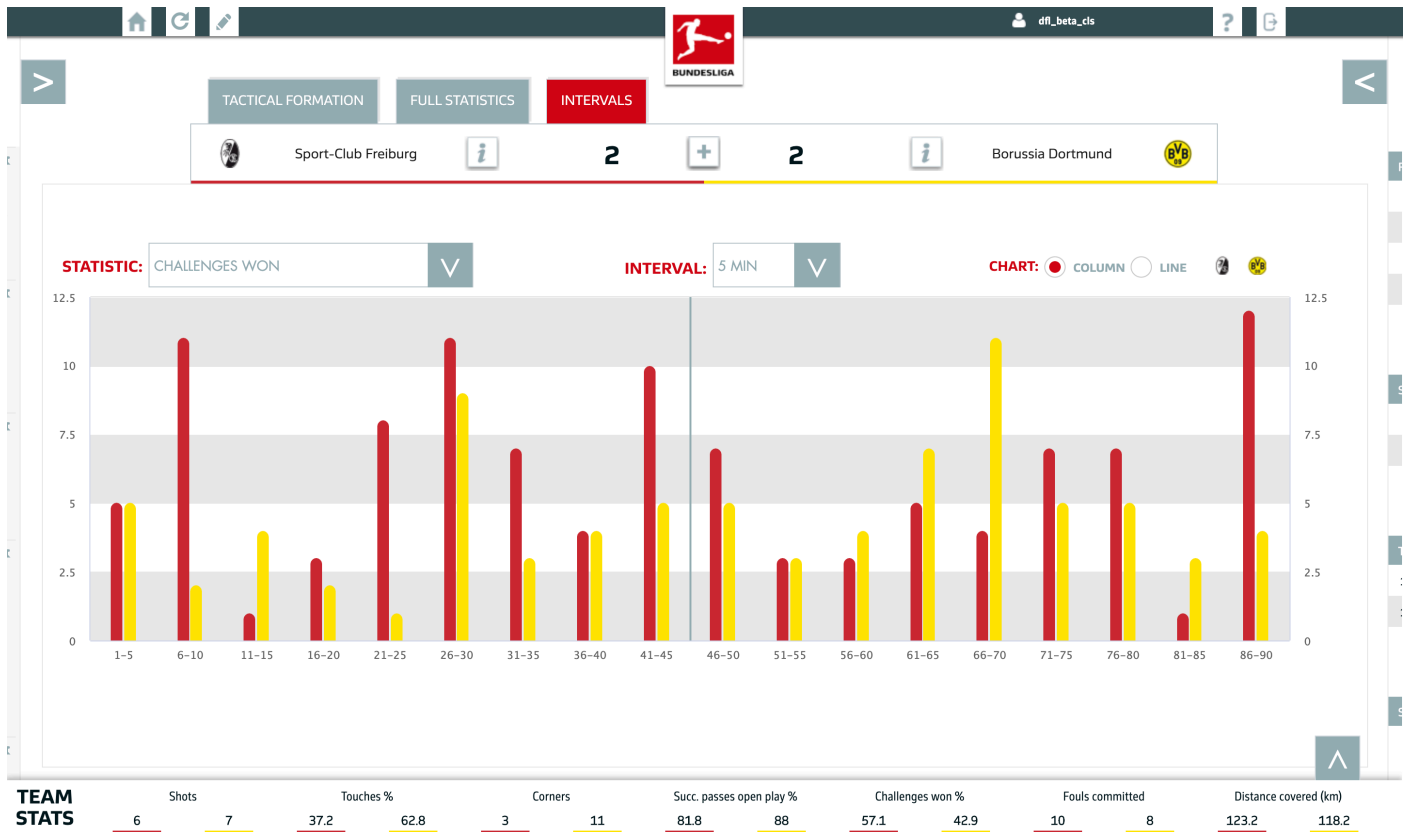
Substitutes

Substitute players are added, the replaced players remain in the list. In the default sorting, substitute players appear among the first eleven in the order of substitution.

Glossary

All attributes appear if both sidebars („Facts & Events“ / „Rankings“) are deactivated, if one of the two sidebars is active only the attributes marked „always“ appear:

G Goals	always	CH Challenges		PS% Passes open play successful %	always
AS Assists	always	CW% Challenges won %	always	DIS Distance covered (km)	always
SH Shots	always	FC Fouls committed	always	TOP Top speed (km/h)	always
SH-ot Shots on target		FD Fouled		SPR Sprints	always
SH-in Shots in penalty area		CR Crosses from open play		S-dis Sprint distance (m)	
TO Touches	always	P Passes from open play			



OPTIONS

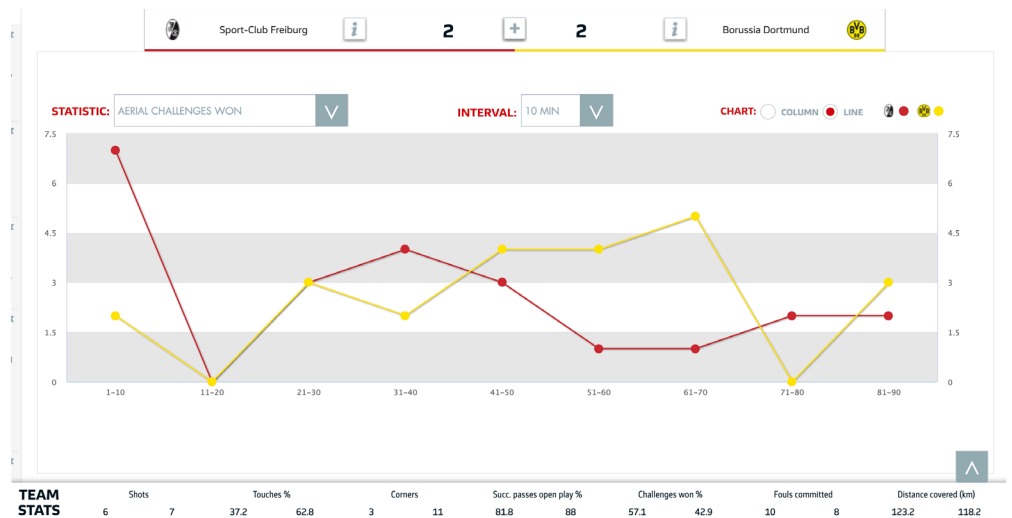
The „Intervals“ tab shows you interval displays for various statistics. The respective team colors can be found in the match header and at the top right.

You can set the intervals as follows:

Statistics	Interval	Chart view
Shots	5 Min	Column
Crosses from open play	10 Min	Lines
Touches	15 Min	
Passes from open play	45 Min	
Passes from open play successful		
Challenges won		
Ground challenges won		
Aerial challenges won		
Distance covered		
Sprints		
Intensive runs		

Extra time

There is also a function for showing and hiding the extra time for the run values. (The extra time data, if not shown separately, is included in the previous interval)



Lines view

FACTS & EVENTS

Show filters v

- 90'+3 **ANOTHER LATE GOAL**
Freiburg have now scored their sixth goal in the last ten minutes of play this Bundesliga season.
- 90' **2:2 Akanji (16)**
- 87' **On Schmelzer (29), off Brandt (19)**
- 84' **On Grifo (32), off Kübler (17)**
- 84' **WILL THERE BE ANY MORE ACTION?**
Freiburg have only managed one shot since scoring the equaliser. Dortmund have actually failed to record a shot since taking a 2-1 lead.
- 74' **FREIBURG'S BEST PERIOD OF PLAY HAS BEGUN**
Freiburg have scored five goals in the last ten minutes of play this Bundesliga season.
- 75' **On Petersen (18), off Abrashi (6)**
- 75' **Yellow card Hakimi (5)**
- 74' **TOP PROVIDER SANCHO**
Having only just been brought on, Jadon Sancho provides his sixth assist of the current Bundesliga season - more than any other player in the league.

Sport-Club Freiburg

2

2

Borussia Dortmund

2

TEAM STATS

Shots	Touches %	Corners	Succ. passes open play %	Challenges won %	Fouls committed	Distance covered (km)
6	37.2	3	81.8	57.1	10	123.2
7	62.8	11	88	42.9	8	118.2

■ top value match & team
 ■ top value team
 ■ most fouls/offsidess match & team
 ■ most fouls/offsidess team

FACTS & EVENTS DEFAULT

This module is active by default and provides you with important data-driven facts and events of the game:

- | | | | | | |
|--|--------------|--|--------------------|--|--------------------------|
| | Fact | | Yellow card | | Kick-off / Final whistle |
| | Goal | | Second yellow card | | Substitution |
| | Shot on goal | | Red card | | Corner |

PIN A FACT

With a click on the pin icon a fact is placed at the top. After that, the color of the pin icon changes from gray to red.

With a click on the red pin icon, the fact is released again from the pinned area.

FACTS & EVENTS FILTER

Above the ticker you can open a filter function by clicking the link „Show filters“. You can then choose which facts and events you would like to see:

- Facts
- Goals
- Cards
- Subs
- Kick-off / Final whistle
- Shots
- Corners

Red button = active; **Grey** button = inactive

These filters are activated by default: Facts, Goals, Cards, Subs, Kick-off / Final whistle

The screenshot displays the 'FACTS & EVENTS' settings screen for a live match between Sport-Club Freiburg and Borussia Dortmund. The interface includes a sidebar for selecting active and inactive fact types, a central tactical formation view with player cards, and a bottom section for team statistics.

ACTIVE FACTS: Facts, Goals, Cards, Substitutions

INACTIVE FACTS: Timeevents, Shots, Corners

TEAM STATS:

Team	Shots	Touches %	Corners	Succ. passes open play %	Challenges won %	Fouls committed	Distance covered (km)
Sport-Club Freiburg	6	37.2	3	81.8	57.1	10	123.2
Borussia Dortmund	7	62.8	11	88	42.9	8	118.2

EDIT FACTS & EVENTS

Click on the -icon to open the FACTS & EVENTS settings.

Here you can edit the general settings, which are stored globally and serve as a basic setting for each game. Of course, these settings can be changed at any time again.

SELECT ACTIVE & INACTIVE FACTS & EVENTS

Define the basic setting, which facts & events are active and which are inactive. Nevertheless, you can still easily activate and deactivate individual filters in the ticker view.

To save the settings made, please click on the -icon.

The screenshot displays a live match interface for Sport-Club Freiburg (2) vs Borussia Dortmund (2). The tactical formation shows Freiburg in a 3-4-2-1 setup and Dortmund in a 4-2-3-1 setup. Player statistics are shown for various players, including Heintz (23), Günter (30), Sallai (22), Scholow (1), Koch (25), Waldschmidt (11), Grifo (32), Schmid (7), Haberer (19), and Jablonski. Dortmund players include Sancho (7), Witsel (28), Brandt (19), Akanji (16), Reus (11), Götze (10), Hummels (15), Delaney (6), Bürki (1), and Guerreiro (13). Team stats at the bottom include Shots (6 vs 7), Touched % (37.2 vs 62.8), Corners (3 vs 11), Succ. passes open play % (81.8 vs 88), Challenges won % (57.1 vs 42.9), Fouls committed (10 vs 8), and Distance covered (km) (123.2 vs 118.2).

RANKINGS DEFAULT

This module is inactive by default.

RANKINGS ACTIVE

If you open the RANKINGS module, you get an overview of the following results and rankings:

- Results & live scores
- Table | season
- Top scorers | season
- Top goals & assists | season
- Shots | match (TOP 3 of both teams)
- Touches | match (TOP 3 of both teams)
- Successful passes from open play | match (TOP 3 of both teams)
- Challenges won | match (TOP 3 of both teams)
- Distance covered (km) | match (TOP 3 of both teams)
- Top speed (km/h) | match (TOP 3 of both teams)
- Sprints | match (TOP 3 of both teams)
- Sprint distance (m) | match

Click on the -icon to see more information about each statistic.

On the next page you will learn how to edit the displayed statistics.

The screenshot displays a live match interface for Sport-Club Freiburg vs Borussia Dortmund. The tactical formation is 2-2-2. The 'RESULTS & RANKINGS' panel on the right is currently active, showing a list of statistics that can be displayed or hidden. The 'ACTIVE' section includes Results, Table, Scorer, Shots, Touches, Passes, Challenges, and Sprints. The 'INACTIVE' section includes Goals & Assists, Distance, Speed, and Sprint Distance. A 'TEAM STATS' bar at the bottom provides a summary of key match metrics.

TEAM STATS	Shots	Touches %	Corners	Succ. passes open play %	Challenges won %	Fouls committed	Distance covered (km)
	6	37.2	3	81.8	57.1	10	123.2
	7	62.8	11	88	42.9	8	118.2

EDIT RANKINGS

Click on the -icon to open the RANKINGS settings.

Here you can edit the general settings, which are stored globally and serve as a basic setting for each game. Of course, these settings can be changed at any time again.

SELECT DISPLAYED RANKINGS

Under „ACTIVE“ you will find all rankings that are already displayed. If you would like to add another ranking, simply drag and drop it from the „INACTIVE“ area to the „ACTIVE“ area. If you no longer want to display a specific ranking, drag and drop it from the „ACTIVE“ area to the „INACTIVE“ area

To save the settings made, please click on the -icon.

The screenshot displays a live match interface for Sport-Club Freiburg (left) and Borussia Dortmund (right). The score is 2-2. The tactical formation is visible, showing player positions and their jersey numbers. Below the formation, a 'TEAM STATS' table provides a comparison of various match metrics.

TEAM STATS		Shots		Touches %		Corners		Succ. passes open play %		Challenges won %		Fouls committed		Distance covered (km)	
6	7	37.2	62.8	3	11	81.8	88	57.1	42.9	10	8	123.2	118.2		
Shots on target		Shots in penalty area		Crosses from open play		Passes from open play		Ground challenges won %		Yellow cards		Sprints			
1	4	3	5	11	9	336	733	59.3	40.7	0	3	253	224		
Shots from headers		Shots outside penalty area		Offsides		Successful passes open play		Aerial challenges won %		Sent offs		Sprint distance (km)			
1	2	3	2	1	4	275	645	50	50	0	0	4.8	4.3		

TEAM STATS DEFAULT

The TEAM STATS module shows team statistics of the match at the bottom of the live match view.

Underline colour = Team main colour.

The default (closed) version provides you with seven statistics:

- Shots
- Touches %
- Corners
- Successful passes open play %
- Challenges won %
- Fouls committed
- Distance covered (km)

TEAM STATS EXTENDED

By clicking the arrow icon you can activate another 14 attributes (21 in total):

- Shots on target
- Shots inside the box
- Crosses from open play
- Passes from open play
- Ground challenges won %
- Yellow cards
- Sprints
- Shots from headers
- Shots outside the box
- Offsides
- Successful passes open play
- Aerial challenges won %
- Sending-offs
- Sprint distance (km)

The screenshot shows a grid of player cards for a match between Sport-Club Freiburg and Borussia Dortmund. Each card includes the player's name, jersey number, country, career statistics (appearances, goals, cards), and match-specific statistics (goals, assists, shots, etc.). Some cards also show shorthands for different match events. Team cards for SC Freiburg and Borussia Dortmund (BVB) are also visible, showing team notes and a referee icon.

OVERVIEW

The „Commentators View“ shows you a lot of information about all the players used. In addition, the card „Team Notes“ shows you the top-ranked notes of the respective team. By clicking on a card you will get to the „PLAYER DETAILS CARD“.

PLAYER INFORMATION AND STATISTICS

- Jersey number - Surname - First name - Audio function
- Country - Appearances career - Appearances season
- Age - Yellow cards season - Second yellow cards season
- Red cards season - Goals career - Goals season
- Players shorthand I - Players shorthand II
- Players shorthand III - Players shorthand IV
- Players shorthand V - Match events
- Selected statistics for players position

TEAM, COACH & REFEREE NOTES

The team card for Borussia Dortmund (BVB) displays the team's name, logo, and a list of team notes (Number One through Number Seven). A referee icon is also present on the card.

Each team has its own card, which shows the data that you have created for the respective team. Here you will also find the notes for the respective coach by clicking on the icon. On both team cards you can also display the referee's notes by clicking on the icon.

FUNCTIONS

- Drag & Drop:** Opens the „Drag & Drop function“ with which you can arrange all cards according to your wish. As long as the function is active, the icon appears in red. Click again on the icon to save your settings.
- Switch sides:** This option will switch the sides, so the team on the left moves to the right and vice versa. The „switch sides“ icon turns red if the home team is shown on the right side.
- Viewport:** Choose which team should be always visible in the viewport. This option is important, if you decide to open „FACTS & EVENTS“ and „RESULTS & RANKINGS“ at the same time.
- Prepare match:** Opens „PREPARE MATCH“
- Show match information:** Opens „MATCH NOTES“
- Back to tactical formation:** Closes „COMMENTATORS VIEW“ and brings you back to the pitch.



MANUAL

The manual describes the features and content of the application. You can always find the current version on this page.




GLOSSARY

The glossary lists in particular the terms and abbreviations for the statistics and attributes.

<p>G Goals</p> <p>AS Assists</p> <p>SH Shots</p> <p>SH-ot Shots on target</p> <p>SH-in Shots in penalty area</p> <p>SH-he Shots from headers</p> <p>SAV Saves</p> <p>SAV% Saves %</p> <p>TO Touches</p> <p>CH Challenges</p> <p>CW% Challenges won %</p> <p>FC Fouls committed</p> <p>FD Fouled</p> <p>OFF Offsides</p> <p>CO Corners</p> <p>CR Crosses from open play</p> <p>COC Corners claimed</p> <p>CRC Crosses open play claimed</p> <p>P Passes from open play</p> <p>PS% Passes open play successful %</p> <p>DIS Distance covered (km)</p> <p>TOP Top speed (km/h)</p> <p>SPR Sprints</p> <p>S-dis Sprint distance (m)</p>	<p>Team Stats</p> <p>G Goals</p> <p>SH Shots</p> <p>SH-ot Shots on target</p> <p>SH-in Shots in penalty area</p> <p>SH-he Shots from headers</p> <p>TO% Touches %</p> <p>CW Challenges won</p> <p>CW% Challenges won %</p> <p>GCV% Ground challenges won %</p> <p>ACW% Aerial challenges won %</p> <p>FC Fouls committed</p> <p>FD Fouled</p> <p>OFF Offsides</p> <p>CO Corners</p> <p>CR Crosses from open play</p> <p>P Passes from open play</p> <p>PS% Passes open play successful %</p> <p>DIS Distance covered (km)</p> <p>SPR Sprints</p> <p>S-dis Sprint distance (m)</p>	<p>Match Stats</p> <p>G Goals</p> <p>SH Shots</p> <p>SH-ot Shots on target</p> <p>SH-in Shots in penalty area</p> <p>SH-he Shots from headers</p> <p>TO Touches</p> <p>CH Challenges</p> <p>GCH Ground challenges</p> <p>ACH Aerial challenges</p> <p>FO Fouls</p> <p>OFF Offsides</p> <p>CO Corners</p> <p>CR Crosses from open play</p> <p>P Passes from open play</p> <p>PS% Passes open play successful %</p> <p>DIS Distance covered (km)</p> <p>SPR Sprints</p> <p>S-dis Sprint distance (m)</p>
---	--	---



ICONS

-  The question mark icon leads to the manual and the glossary.
-  The exit symbol logs off the user and leads to the login page.
-  „Back to Overview“ leads to the page with the match selection.